




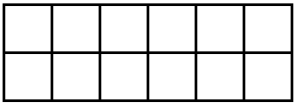

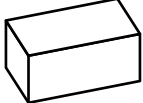


About the Mathematics in This Unit (page 1 of 2)

Dear Family,

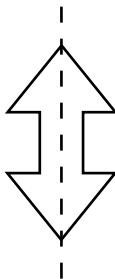
We are beginning a new unit in mathematics called *Shapes, Blocks, and Symmetry*. In this unit, students will identify two- and three-dimensional shapes, focus on the properties of rectangles and rectangular prisms, identify and create symmetrical designs, and work on doubles combinations.

Throughout this unit, students will be working toward these goals:

BENCHMARKS/GOALS	EXAMPLES
Identify the number of sides of a polygon.	   3 sides 6 sides 4 sides
Identify the number of rows and the number of squares in each row in an array.	 2 rows 6 in each row
Identify rectangles as four-sided shapes with four right angles.	 These are all rectangles.
Identify the number of faces on a rectangular prism and show which faces are congruent.	 How many faces? Which faces are congruent?

(continued)

**About the Mathematics in This Unit** (page 2 of 2)

BENCHMARKS/GOALS	EXAMPLES
Make a symmetrical picture based on an image provided.	
Demonstrate fluency with addition combinations: doubles combinations to 10 + 10.	$6 + 6 =$ $9 + 9 =$ $4 + 4 =$ $7 + 7 =$

Students will continue to engage in math problems and activities and share how they solve a given problem. At home, you can encourage your child to explain his/her math thinking to you as you engage in activities that further support the mathematics in this unit.